SOUND ABSORPTION COEFFICIENT: ASTM C423-23
RT acoustic SOLO™ 12 mm

SOLO 12 mm

No Air gap:	SAA=0.44,	NRC=0.45
25 mm Air gap:	SAA=0.72,	NRC=0.75
50 mm Air gap:	SAA=0.86,	NRC=0.85
400 mm Air gap:	SAA=0.96,	NRC=0.95

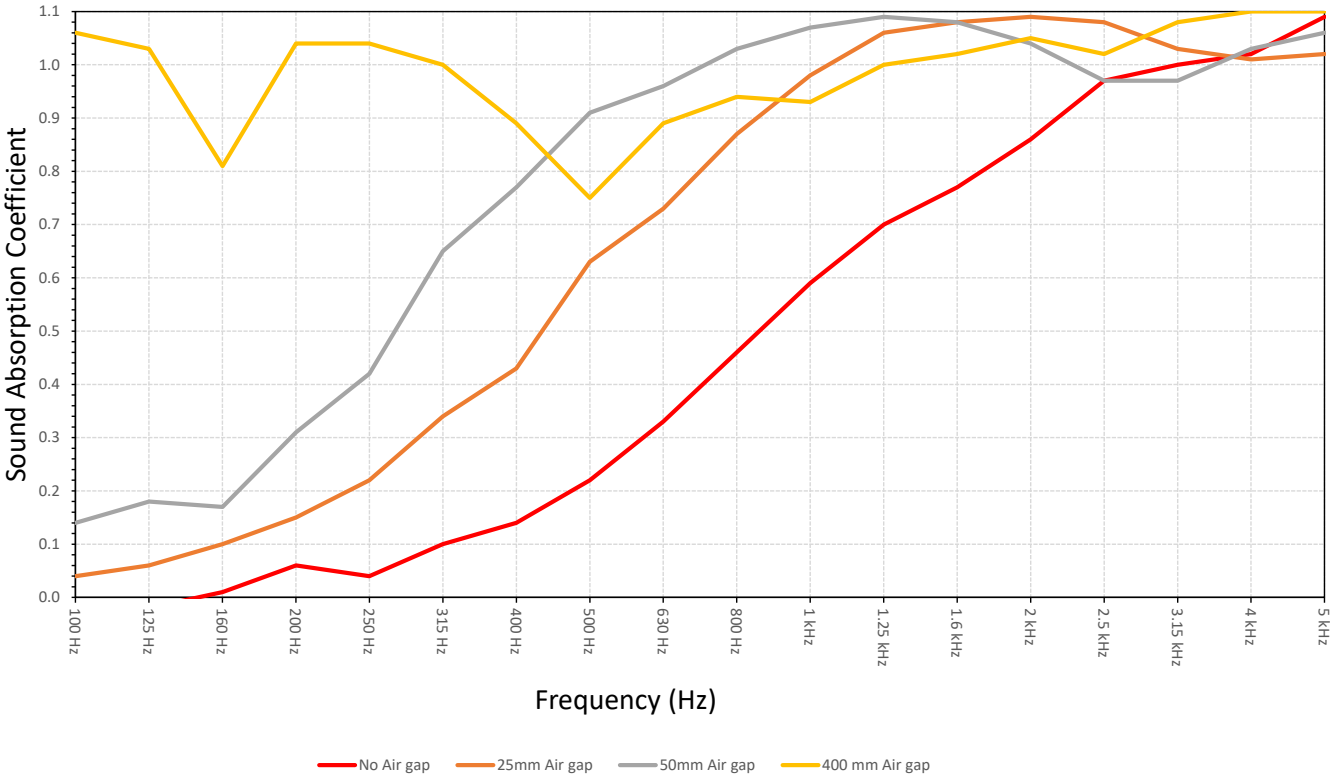

MOUNTING METHOD

Type A Mounting: The test specimen was laid directly against the test surface.

Type D-25 Mounting: The test specimen was mounted on 25 mm (1 in.) thick wood furring strips spaced 305 mm (12 in.) on centers and laid directly against the test surface.

Type D-50 Mounting: The test specimen was mounted on 51 mm (2 in.) thick wood furring strips spaced 305 mm (12 in.) on centers and laid directly against the test surface.

Type E-400 Mounting: The test specimen was mounted across a metal fixture which was open at its top and bottom and enclosed at its sides, creating an enclosed airspace between the test specimen and the horizontal test surface, 400 mm from panel surface to test surface to resemble suspended grid ceiling.

SOUND ABSORPTION COEFFICIENT: ASTM C423-23
RT acoustic SOLO™ 9 mm

SOLO 9 mm.

No Air gap:	SAA=0.29,	NRC=0.30
25 mm Air gap:	SAA=0.62,	NRC=0.60
50 mm Air gap:	SAA=0.79,	NRC=0.80
400 mm Air gap:	SAA=0.92,	NRC=0.90

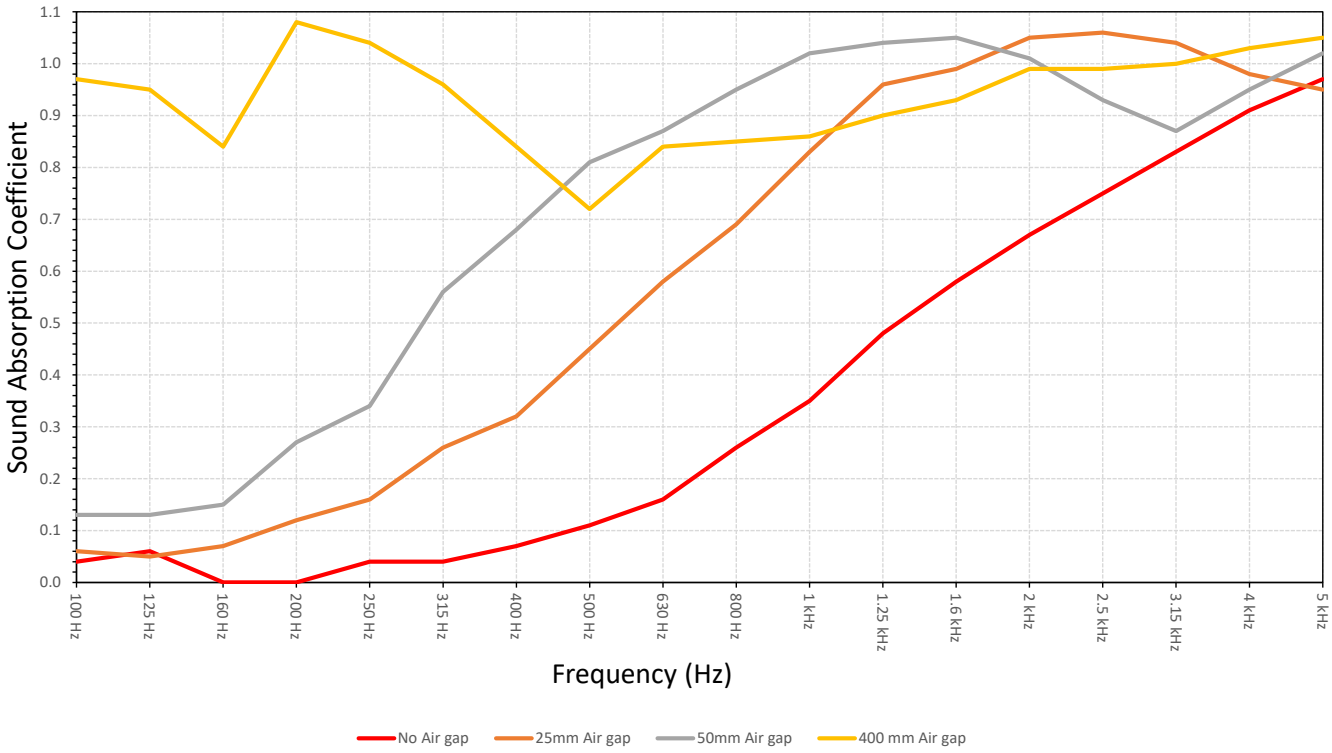

MOUNTING METHOD

Type A Mounting: The test specimen was laid directly against the test surface.

Type D-25 Mounting: The test specimen was mounted on 25 mm (1 in.) thick wood furring strips spaced 305 mm (12 in.) on centers and laid directly against the test surface.

Type D-50 Mounting: The test specimen was mounted on 51 mm (2 in.) thick wood furring strips spaced 305 mm (12 in.) on centers and laid directly against the test surface.

Type E-400 Mounting: The test specimen was mounted across a metal fixture which was open at its top and bottom and enclosed at its sides, creating an enclosed airspace between the test specimen and the horizontal test surface, 400 mm from panel surface to test surface to resemble suspended grid ceiling.

PRODUCT PERFORMANCE AND CERTIFICATION

Flammability
EN 13501-1: 2018
Class B-s1, d0

ISO 9705 and AS ISO 9705
Group 1

ASTM E84-21a
Class A

VOC Emissions
Standard Method Version 1.2 for CDPH 01350:
TVOC Emission Rate Limit: <0.500 mg/m^3
Formaldehyde Emission Rate Limit: <9 µg/m^3

ASTM D5116 - Low VOC emissions
TVOC Emission Rate Limit: <0.500 mg/m^2/hr
Formaldehyde Emission Rate Limit: <0.100 mg/m^2/hr

Color Fastness to Light ISO 105-B02
Rating 6-7

Color Fastness to Rubbing ISO 105-X12
Wet rating 5
Dry rating 5

Microbial Resistance ASTM G21-15
Growth rating 0 (no growth)

Thermal Performance ASTM C518-21
R = 0.233 m^2.K/W SOLO^{TM} 9 mm
R = 0.289 m^2.K/W SOLO^{TM} 12 mm
Condition the test specimen at 23 (±2)°C and 50 (±5)% relative humidity to constant mass


Recycled PET Fiber


Sound Absorbtion


Low VOC (Low Phenol & formaldehyde)


High Resistance to Fire


Breathable Panel

INTERNATIONAL STANDARDS

Declare labels disclose all intentionally-added ingredients and residuals at or above 100 ppm (0.01%) present in the final product by weight.

Living Building Challenge (LBC) Red List Free is a status indicating that a product contains none of the harmful chemicals due to human and/or environmental health and toxicity concerns.

Health Product Declaration (HPD) is a standardized report that is used to disclose the contents of building materials, as well as their possible human health effects and hazards

Low VOCs is less harmful chemicals that begin to vaporize under typical indoor temperature and pressure conditions to environment and human health and give good Indoor Air Quality.

TCM Corporation Public Company Limited.
2054 New Phetchaburi Road, Bangkapi, Huai Khwang District, Bangkok 10310.
Phone: 02 318 3960 email: contact@rtacoustic.com